

RESIDENTIAL MARKET REPORT

North Vancouver

June 2024



North Vancouver Specialists



Brian Oh PREC*

M.ENG

604 684 8844 · 710

brian@kleingroup.com

About North Vancouver

North Vancouver is a suburb of Vancouver, bordering West Vancouver, Vancouver and Burnaby, with approximately 154,363 (2022) residents living in a land area of 154,363 (2022) square kilometers. Currently there are homes for sale in North Vancouver, with an average price of 1,845,654, an average size of 1,945 sqft, and an average price per square feet of \$949.

North Vancouver Neighbourhoods

Blueridge Boulevard Braemar Calverhall Canyon Heights Capilano Central Lonsdale Deep Cove Delbrook Dollarton

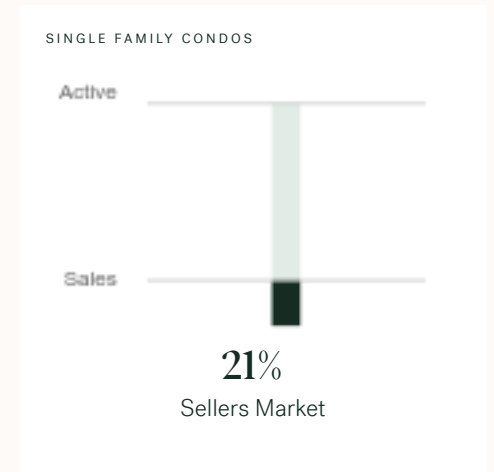
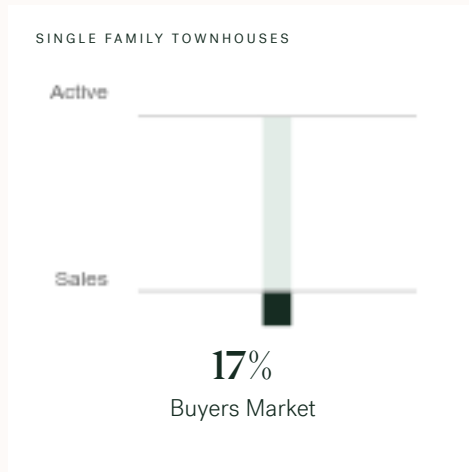
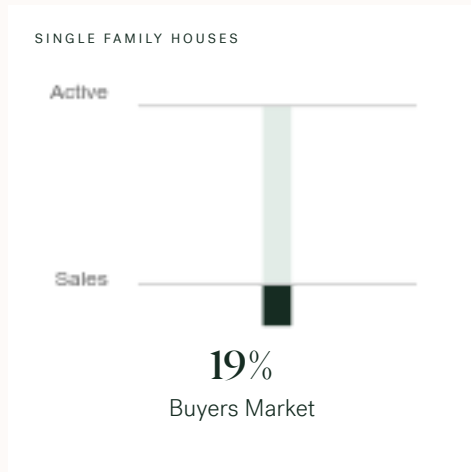
Edgemont Forest Hills Grouse Woods Harbourside Indian Arm Indian River Lower Lonsdale Lynn Valley Lynnmour

Mosquito Creek Norgate Northlands Pemberton Pemberton Heights Princess Park Queensbury Roche Point Seymour

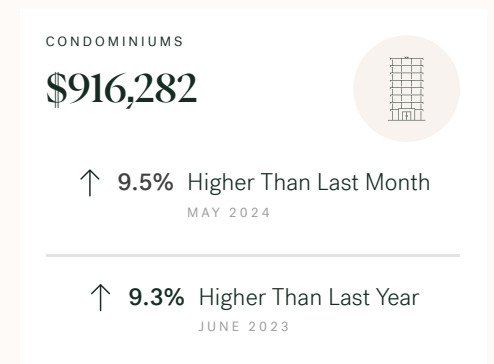
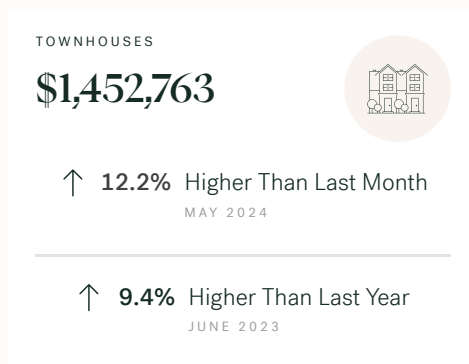
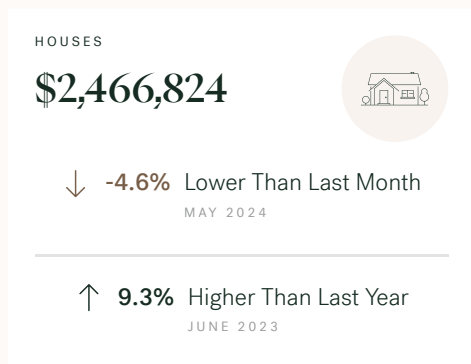
Tempe Upper Delbrook Upper Lonsdale Westlynn Westlynn Terrace Windsor Park Woodlands-Sunshine-Cascade

June 2024 North Vancouver Overview

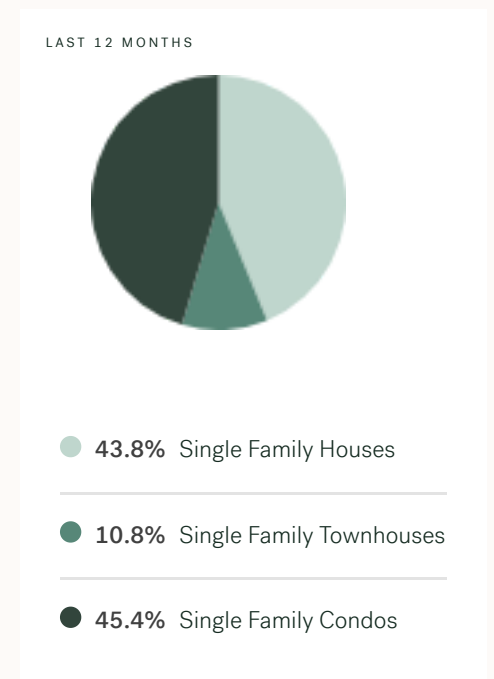
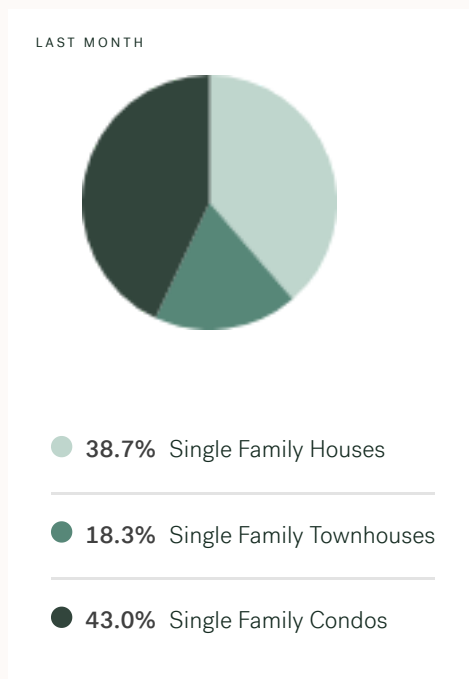
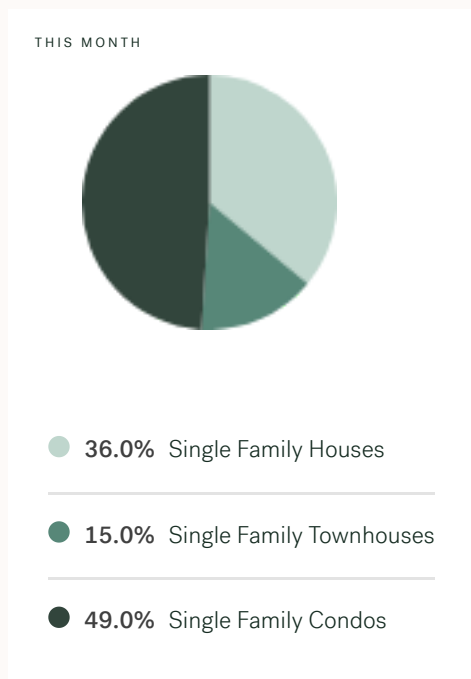
Sales-to-Active Ratio



HPI Benchmark Price (Average Price)



Market Share



North Vancouver Single Family Houses

JUNE 2024 - 5 YEAR TREND

Market Status

Buyers Market

North Vancouver is currently a **Buyers Market**. This means that **less than 12%** of listings are sold within **30 days**. Buyers may have a **slight advantage** when negotiating prices.



- 19% Of Single Family House Listings Sold IN PAST 30 DAYS
- 378 Active Single Family House Listings IN PAST 30 DAYS
- 72 Single Family House Listings Sold IN PAST 30 DAYS

Summary of Sales Price Change



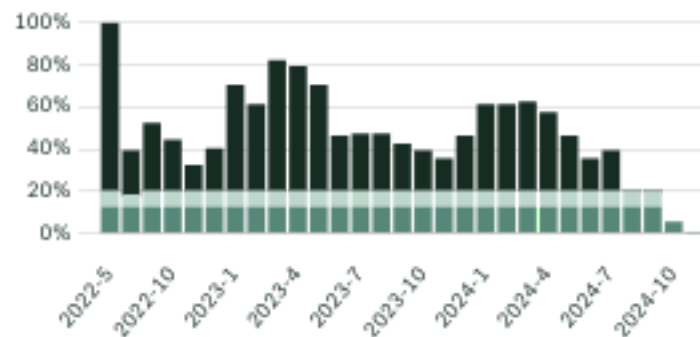
Summary of Sales Volume Change



Sales Price



Sales-to-Active Ratio



Number of Transactions



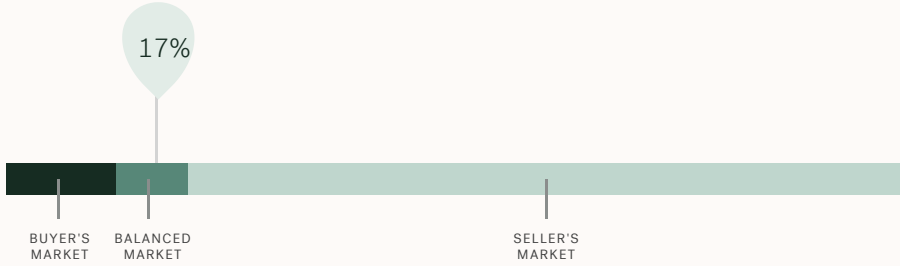
North Vancouver Single Family Townhomes

JUNE 2024 - 5 YEAR TREND

Market Status

Buyers Market

North Vancouver is currently a **Buyers Market**. This means that **less than 12%** of listings are sold within **30 days**. Buyers may have a **slight advantage** when negotiating prices.

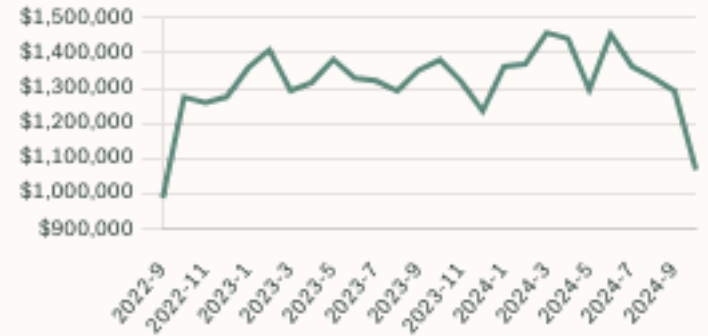


- 17% Of Single Family Townhouse Listings Sold IN PAST 30 DAYS
- 180 Active Single Family Townhouse Listings IN PAST 30 DAYS
- 30 Single Family Townhouse Listings Sold IN PAST 30 DAYS

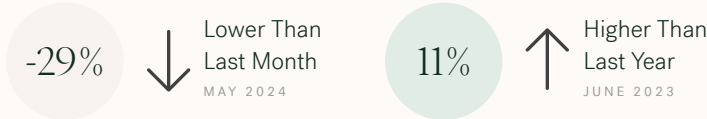
Summary of Sales Price Change



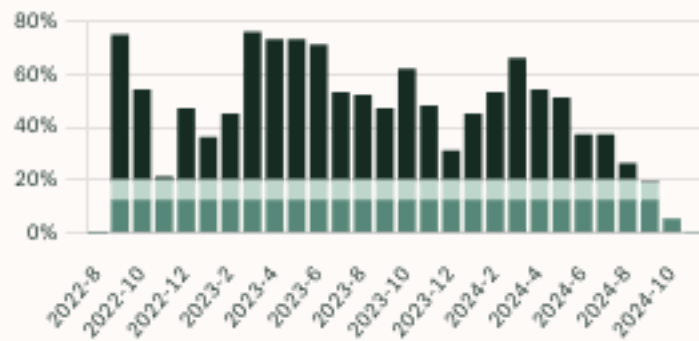
Sales Price



Summary of Sales Volume Change



Sales-to-Active Ratio



Number of Transactions



North Vancouver Single Family Condos

JUNE 2024 - 5 YEAR TREND

Market Status

Sellers Market

North Vancouver is currently a **Sellers Market**. This means that **>more than 20%** of listings are sold within **30 days**. Sellers may have a **slight advantage** when negotiating prices.



- 21% Of Single Family Condo Listings Sold IN PAST 30 DAYS
- 477 Active Single Family Condo Listings IN PAST 30 DAYS
- 98 Single Family Condo Listings Sold IN PAST 30 DAYS

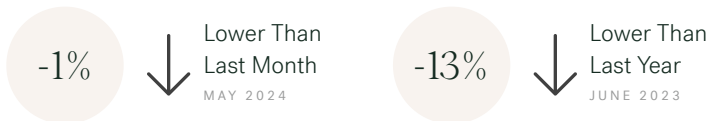
Summary of Sales Price Change



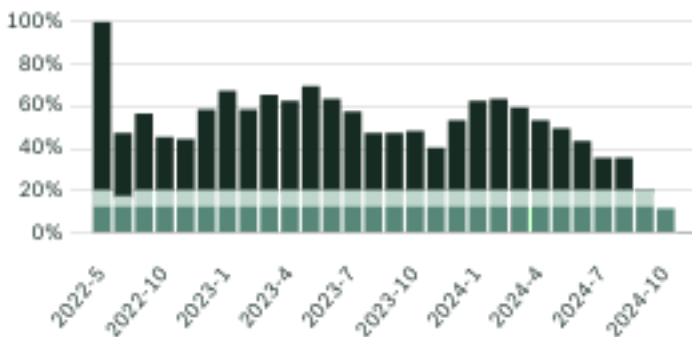
Sales Price



Summary of Sales Volume Change



Sales-to-Active Ratio



Number of Transactions



Stay Intelligent. Join our newsletter.

Subscribe

Get first access to our public and non-public offerings, foreclosures, new projects and other developments.

kleinresidential.ca

KLEIN 

Klein Group

Residential
Commercial
Pre-Sale
Property Management

Klein Group

O 604 684 8844
T 866 352 9311
F 1 855 684 8844

201 - 2468 Scotia Street
Vancouver, BC
Canada V5T 1W5

Brokerage



Royal LePage Westside
Klein Group